



## CALIBURN ASSEMBLY INSTRUCTIONS





1. Seat the Plunger Tube over the pCross parts and against the stock.

2. Holding the Foregrip, rock the back end of the Bolt into the front end of the Plunger Tube



3. Insert a 3/8" length flat head screw into the hole in the top of the Mag Well Back piece, then screw it into the end of the upper stock rod.

4. Line up the holes in the Grip plate and Mag Well Sides with the threaded holes in the sides of the Mag Well Back piece. Screw in two 3/4" length screws. Do not fully tighten these screws yet.



5. Do the same on the opposite side.

6. Insert a magazine into the Mag Well. Tighten all four screws. Remove the magazine and reinsert it. If it fits too tightly loosen the upper screws on both sides a quarter turn. Finish by closing the jam door and screwing it in.